

Attention, Memory, and Frontal Abilities Screening Test (AMFAST)

(8-10 year old version)

Name: _____ Age: _____

Administered By: _____ Date of Assessment: _____

1. List Memory Test 1

Administration: “I am going to read a list of words that you will have to remember. Listen carefully and when I am through, tell me as many words as you can remember. It doesn’t matter what order you say them.”

Read the following list at an even pace, taking slightly longer than 1 second for each word.

	Trial 1	Trial 2
Apple		
Father		
Bus		
Saturday		
Dog		

“I am going to read the list again. Listen carefully and when I am through, tell me as many words as you can remember, even if you have already said them before.”

Read the above list in same manner as before.

Scoring: This subtest is not scored.

2. Number Cancellation Test

Administration: “On this page are rows of numbers. I would like you to draw a line whenever you see the numbers 2 and 4...like this.”

Demonstrate by drawing a line/slash through the numbers 2 and 4 in top row of subject response page (where you will see the numbers 1, 2, 3, 4).

“Start here at the beginning” (point to beginning of first row of numbers) **“and draw a line whenever you see the numbers 2 and 4. Work as fast as you can, going in order, without skipping any. Keep going and when you get to the end of each row, start at the beginning of the next row. Remember, work as fast as you can until you reach the end. Ready? Begin.”**

Start timing immediately and stop when examinee indicates he/she is done. Discontinue if examinee has not finished after 60 seconds.

Scoring: Indicate time and number of errors below. Count both omissions (not slashing a 2 or 4) and commissions (slashing any number besides 2 or 4) as errors.

Time (in seconds): Number of errors:

Time	Points		Errors	Points	
<40 secs	10	+	0-1	10	(Add up points for Time and Errors) Total: <input type="text"/>
40-45	8		2	8	
46-50	6		3	6	
51-55	4		4	4	
56-60	2		5	2	
>60	0		>5	0	

3. Spatial Memory Test 1

Administration: “Look at this design.” (point to circular design on subject response page)

“I would like you to copy it here.” (point to blank circle under where it says “COPY” on subject response page)

“Take your time and be as accurate as you can. After you are through, double check your work and make sure all the details are there and in the right place. Tell me when you are finished.”

Scoring: This subtest is not scored.

AFTER THIS SUBTEST, TURN OVER THE SUBJECT RESPONSE PAGE.

4. List Memory Test 2

Administration: “Do you remember that list of words I read to you earlier? I want you to tell me as many of those words that you can remember now.”

	Recall	Recognition
Apple		Orange <u>Apple</u> Pear
Father		Mother Sister <u>Father</u>
Bus		<u>Bus</u> Car Train
Saturday		Sunday Friday <u>Saturday</u>
Dog		Cat <u>Dog</u> Fish

Following the delayed free recall trial, prompt the examinee with the cue provided below for any word not recalled.

If Apple not recalled, say, “One of the words was a fruit. Was it orange, apple, or pear?”

If Father not recalled, say, “One of the words was a family member. Was it mother, sister or father?”

If Bus not recalled, say, “One of the words was a vehicle. Was it bus, car or train?”

If Saturday not recalled, say, “One of the words was a day of the week. Was it Sunday, Friday or Saturday?”

If Dog not recalled, say, “One of the words was an animal. Was it cat, dog or fish?”

Scoring:

Number of words recalled spontaneously:	<input type="text"/>	x 3 =	<input type="text"/>
Number of words recognized with cueing:	<input type="text"/>	x 1 =	<input type="text"/>
		Total	<input type="text"/>

5. Story Memory Test 1

Administration: “I am going to read a short story of just a few lines. Listen carefully and when I am through, tell me back the story using the same words that I use. Pay attention please because I will only say the story once.”

Read the following story at an even pace.

“Anna and her mother went to the park on Sunday. Then they went to the pet store and looked at a brown cat.”

/ Anna / and her mother / went to the park / on Sunday /. Then they went to the pet store / and looked at a brown / cat /.

Scoring: This subtest is not scored.

6. Number Letter Switching Test

Administration: “I would like you to switch off between saying numbers and letters in order. Like this: 1, A, 2, B, 3, C and so on until I tell you to stop. Work as fast as you can without making any mistakes. Do you understand?”

(if examinee says “no,” repeat instructions again)

“Ok, start with 1. Ready? Begin.”

1	A	2	B	3	C	4	D	5	E	6	F	7	G	8	H	9	I	10	J	11	K	12	L	13

Start timing immediately and stop when examinee says “13”. Discontinue if examinee has not finished after 3 minutes.

If the examinee makes an error, say:

“No, that’s not correct. Remember, you have to switch between numbers and letters. What comes next after (indicate last two correct items)?”

Repeat this each time examinee makes an error.

Scoring: Indicate time and number of errors below.

Time (in seconds): Number of errors:

Time	Points		Errors	Points	
<90 secs	10	+	0-1	10	(Add up points for Time and Errors)
90-100	8		2	8	
101-110	6		3	6	
111-120	4		4	4	
121-180	2		5	2	
DNF	0		>5	0	
					Total: <input style="width: 100px; height: 30px;" type="text"/>

7. Spatial Memory Test 2

Administration: “**Do you remember that design you copied earlier? I want you to draw as much as you can remember now. If you remember a part, but you’re not sure where it goes, put it anywhere. I would like you to draw it here.**” (point to blank circle on subject response page)

Scoring: Responses are scored according to (1) accuracy and (2) placement.

One point is awarded to those details that are either correctly located but not accurately drawn, or those that are accurately drawn but not correctly located. For example, a circle drawn in the location of the plus sign would receive a score of 1 for placement and 0 for accuracy.

One bonus point is awarded to those details that are both correctly located and accurately drawn. Thus, the maximum point total per detail is three.

Note: Each element should be scored in isolation and should not be dependent on the scoring of other elements. For instance, if examinee draws a large plus sign instead of a diagonal cross, other elements (e.g., triangle) should be scored according to their placement in the original model.

Do not penalize for sketching or ‘wiggly’ lines due to tremor or other motor deficits.

An element is considered rotated if more than 15 degrees.

Smaller elements (i.e., triangle, square, plus sign) are considered misplaced if located more than ¼ inch (center to center) from their placement in the original model.

	Accuracy	Placement	Bonus	Total
Diagonal Cross *				
Horizontal Line				
Plus Sign				
Triangle				
Square				
*Requires two perpendicular diameter-length lines to receive credit			TOTAL	

8. Number Inhibition Test

Administration: “I am going to say a bunch of numbers. Whenever I say the numbers 1 or 3, I want you to do nothing. However, when I say the number 2, I want you to tap the number 4 here.”

(demonstrate by tapping the number 4 circle on subject response page)

“And when I say the number 4, I want you to tap the number 2 here.”

(demonstrate by tapping the number 2 circle on subject response page)

“Again, when I say 1 or 3, do nothing. When I say 2, tap 4. And when I say 4, tap 2. Please use the eraser part of your pencil so I can see what numbers you are tapping. Do you understand?”

(if examinee say “no,” repeat instructions again)

Say the following numbers at an even pace, taking slightly longer than 1 second for each number.

1	3	<u>4</u>	<u>2</u>	3	1	<u>4</u>	3	1	<u>2</u>	<u>2</u>	3	1	<u>4</u>	3	3	<u>2</u>	1	<u>4</u>	1	1	<u>2</u>	<u>4</u>	3	

Scoring: Indicate number of errors below. An omission error occurs when examinee does not tap in response to either 2 or 4. A commission error occurs when examinee taps in response to either 1 or 3. An inhibitory error occurs when examinee taps 2 in response to 2 or 4 in response to 4.

Omission errors: + Commission errors: + Inhibitory errors: =

Total errors:

Errors	Points
0-1	15
2	10
3	5
>3	0

Total:

9. Story Memory Test 2

Administration: “Do you remember that story I read to you earlier? I want you to tell me as many details from that story as you can remember now. Try to use the same words I used earlier.”

/ Anna / and her mother / went to the park / on Sunday /. Then they
went to the pet store / and looked at a brown / cat /.

Scoring: Two points are awarded for each target word recalled. Note – pet store is considered one target word. If examinee recalls all seven target words, one bonus point is awarded. Very close variants of target words (e.g., Anne for Anna, mom for mother, playground for park, pet shop for pet store, kitten for cat) are awarded full credit.

Number of details (target words) recalled: x 2 =

Bonus point (1 point if all 7 target words recalled, 0 points if not):

Total:

Interference - Indicate below if examinee says:

Saturday

Father

Dog

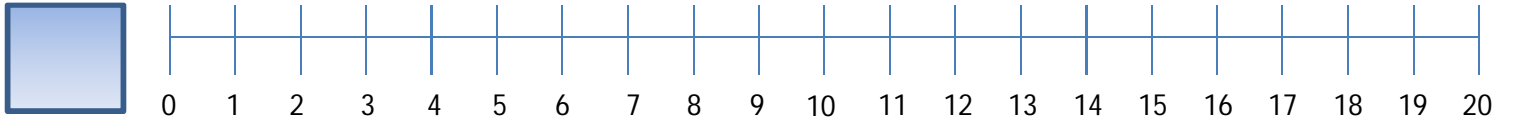
Number of interference errors:

x 2 =

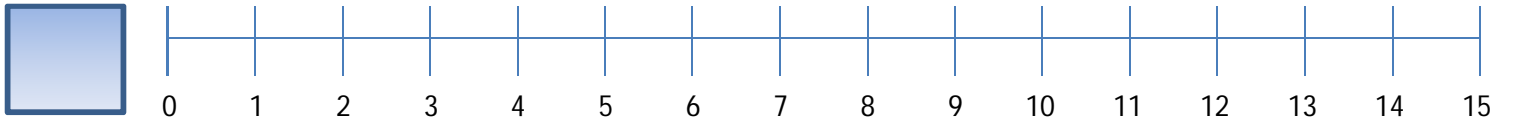
(Interference score)

Note: Interference score is subtracted from Sum of Scores in order to obtain AMFAST total score

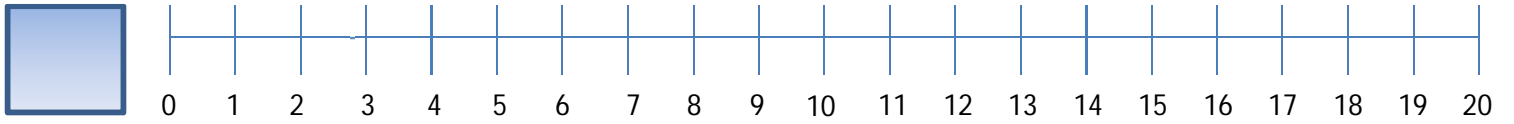
Number Cancellation Test



List Memory Test 2



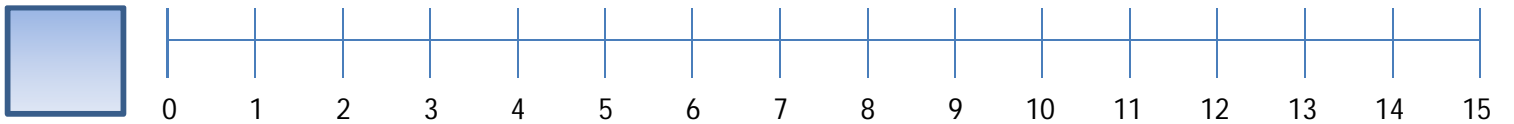
Number Letter Switching Test



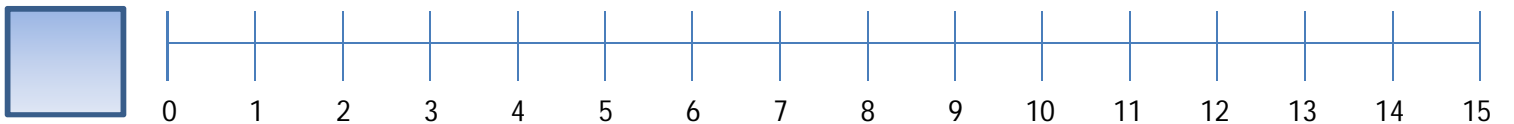
Spatial Memory Test 2



Number Inhibition Test



Story Memory Test 2



Sum of Scores



Interference Score



—

=

Total Score

